

**'WE  
MAKE  
THINGS  
FLOAT'**

Since 2007 we have been developing and designing products based on our patented levitation technology. Our products can be divided into three categories; levitation modules, display products and design lamps.

## CONTENT



Levitation technology  
The modules  
Technological options

Product Range  
Floating Lamps  
Floating Displays  
Brand Solutions

Skills

Product specifications

# LEVI\_ \_ TATION TECHNOLOGY

Our patented technology enables objects to float in thin air, no strings attached. We have developed multiple systems that are able to levitate objects.

Our levitation technology uses repelling magnets combined with sophisticated electronics to keep floating objects in position.

Our technology has been implemented in numerous projects, ranging from artists to multinationals all over the world.

Customers are not limited to choosing from stock solutions. Together with our in house Dutch design team, Crealev can make your dream project come to life.

All of our products are designed and manufactured in the Netherlands. We strive for the highest quality, robust technology and customer satisfaction.



# THE \_ MODULES


Our modules are the first part of our product range we'd like to introduce. The philosophy behind them is fairly straightforward; we simply can't come up with all the best levitation ideas ourselves, so why not give everybody else a try? These modules are primarily bought by designers, artists, tinkerers and other people who'd like to create something extraordinary.

Your launching platform  
for out-of-this-world  
ideas.

To put it simply, the modules consist of two elements; a base containing the electronics and a disc. The floating disc (referred to as carrier, carrier ring or carrier disc throughout this document) can be integrated into objects, or objects can be placed upon or over the carrier.

Our Crealev Levitation Modules are available in 3 different sizes; the CLM 0.7, the CLM 1+ and the CLM 2. With carrying loads ranging from less than 500 grams up to 10 kilograms, we are always able to supply a module to suit your idea or project. We offer great durability, a high quality finish, an excellent field record and we make sure that the levitating element of your project is a success. We can usually deliver the units from stock, which reduces lead times.

CLM 0.7 (page 23)  
CLM 1+ (page 24)  
CLM 1.5 (page 25)  
CLM 2 (page 26)



# TECHNO\_ LOGICAL OPTIONS

Is the levitation height insufficient for your needs? Should the carrier be smaller or blend in with the product completely? The possibilities of our levitation technology are not limited to our current product range.

We're always looking to innovate and expand our technological options.

We're also very keen to explore the feasibility of specific requests. We can provide the complete design and development process or work in collaboration with the client. Tell us your vision and we'll work our magic, together.

Our technology is scalable, so there is virtually no limit to weight and floatation height. We can also offer a combination of levitation modules to create a levitation device tailored to suit your product. (Balancing and aligning the object can be an intricate process, which we've mastered over the years )

The carriers of our levitation modules and lamps can rotate. If desired they can be fitted with a magnetic lock for stationary hovering. The technology required for programmable rotation is currently under development, as is ascending and descending.

Floating,  
slowly rotating torso.  
Dutch Design Week,  
2012





# PRO DUCT RANGE

FLOATING LAMPS	12
FLOATING DISPLAYS	14
BRAND SOLUTIONS	16
SKILLS	18

Just six years ago we offered a single module. In those six years we've expanded our levitation modules into the extensive range we now offer. Alongside our product range we have also satisfied the market demand for floating display products.

An affinity with design products was the driving force behind the development of our lamps, which has always been our labour of love. The lamp collection is constantly evolving and being upgraded as they remain an important element of our product range.

That's the story behind our somewhat unconventional line-up of products. The beauty of our business is being able to sell these products to a multitude of clients, from the end-user (for our lamps) to large corporations (for our display products) and everything in between.

# FLOATING LAMPS

---

At the very birth of our company lies the inception of the first Silhouette floating lamp. In an attempt to create an object using her father's technology, Angela Jansen initially produced the lamp as a design project. They both thought it would be good fun to present it during the 2007 Dutch Design Week. But they hadn't anticipated the positive feedback and media interest it would generate. Slowly realizing the potential of their efforts, they decided to join forces and Crealev was born.

An object floating in midair instantly stirs the imagination.

Our lamps have been a practical interpretation of our technology from the very beginning. A great conversational piece for your home. The lamps are currently available to purchase online and through retail outlets worldwide.

Silhouette	(page 32)
Eclipse	(page 33)
Eclipse Bold	(page 34)

Check out: [www.floatinglamps.com](http://www.floatinglamps.com)



# FLOATING DISPLAYS

---

The complete solution for stunning presentations.

Our floating displays are the complete solution for creating stunning presentations. Finished with the very best materials, they guarantee that your product will get noticed. The specific heights of the columns

are defined to ensure that everyone enjoys the products on display. The displays can support weights of up to 10kg, so we're sure to have a column to suit your product.

Our table-top model has been designed specifically for objects weighing up to 2kg. A flat rectangular surface makes changing objects a breeze. The mirror adds an extra dimension and angle for perfectly showcasing your object.

Small Levitation Display	(page 26)
Medium Levitation Display	(page 27)
Large Levitation Display	(page 28)
Twin Set Display ( pillar )	(page 29)
Twin Set Display ( tabletop )	(page 30)







"Partners we helped rise to the occasion."

# BRAND SOLUTIONS

We work closely with our customers to design, create and develop a unique and stunning display for your brand.

Our technology is best suited to brands looking to highlight their unique properties. Numerous creative agencies and brands have turned to our floatation technology when seeking that extra bit of magic for a product launch. We work in close collabora-

tion with our customers to design, create and develop a unique and stunning display for your brand. But that's not where it ends. We are also able to produce medium and large volumes in house, making Crealev a versatile and flexible partner.

The Crealev team consists of engineers and designers, an enthusiastic and flexible team ready to create brand solutions that will amaze everyone.

We've created display products for brands such as Intel, Nike and HVSOP, to name just a few.



Crealev can share knowledge, ideas and experience during the concept or prototype phase of your levitation product.

# SKILLS

---

Crealev is a young, dynamic and hands-on company. The Crealev team consists of engineers and designers, an enthusiastic and flexible team ready to create product and projects that will amaze everyone.


We have a wide skill-set and ever increasing experience with magnetic levitation, product design and display products. We love to create products ourselves. We love to collaborate. Crealev can share knowledge, ideas and experience during the concept or prototype phase of your levitation product. An example of the prototype phase is the bubbly floating flower bed pictured on the next page. We are happy to participate in brainstorming sessions during the concept phase and to offer fresh thinking on your project.

The floating Nike shoe is an example of a project for which we were involved during the concept phase. Our design skills include 3d design, 2d sketching and prototyping.

No task is too big for our network of designers and engineers.

Our products are built and developed in house. We manufacture small to medium sized volumes ourselves and have excellent contact with production and manufacturing facilities if larger scale production is required.

But what if your project cannot be realized due to the limitations of current technology? Build better and newer technology! Our in house research and development team really loves a challenge. They're experienced electronics and mechatronics professionals who can't wait to create your idea. The iFloat phone charger concept is a great example of the technical possibilities.



Project: I FLOAT, 2009.

Concept by Crealev  
Prototype by Crealev  
Technology by Crealev



Project: MIHOYA GLASS, 2012  
Client: Yeongkyu Yoo

Concept by Yeongkyu Yoo  
Prototype by Yeongkyu Yoo  
Technology by Crealev

Project: You look great when I'm not there, 2012  
Client: Nils Guadagnin

Concept by Nils Guadagnin  
Prototype by Nils Guadagnin  
Technology by Crealev



Project: Floating Nike Shoes  
Client: IDLWW / Nike

Concept by IDLWW  
Prototype by Crealev  
Technology by Crealev


Project: Floating Hoverboard, 2013

Concept by 'Mattel'  
Prototype by Mattel / Crealev  
Technology by Crealev



Project: IN GOD WE TRUST, FLYING SAUCER, 2010.  
Client: Comenius Roethlisberger

Concept by Comenius Roethlisberger  
Prototype by Comenius Roethlisberger  
Technology by Crealev



Project: Silhouette (White), 2012.

Concept by Crealev  
Prototype by Crealev  
Technology by Crealev



Project: Bubbles, 2011  
Client: Serendipity Projects


Concept by Serendipity Projects  
Prototype by Crealev  
Technology by Crealev



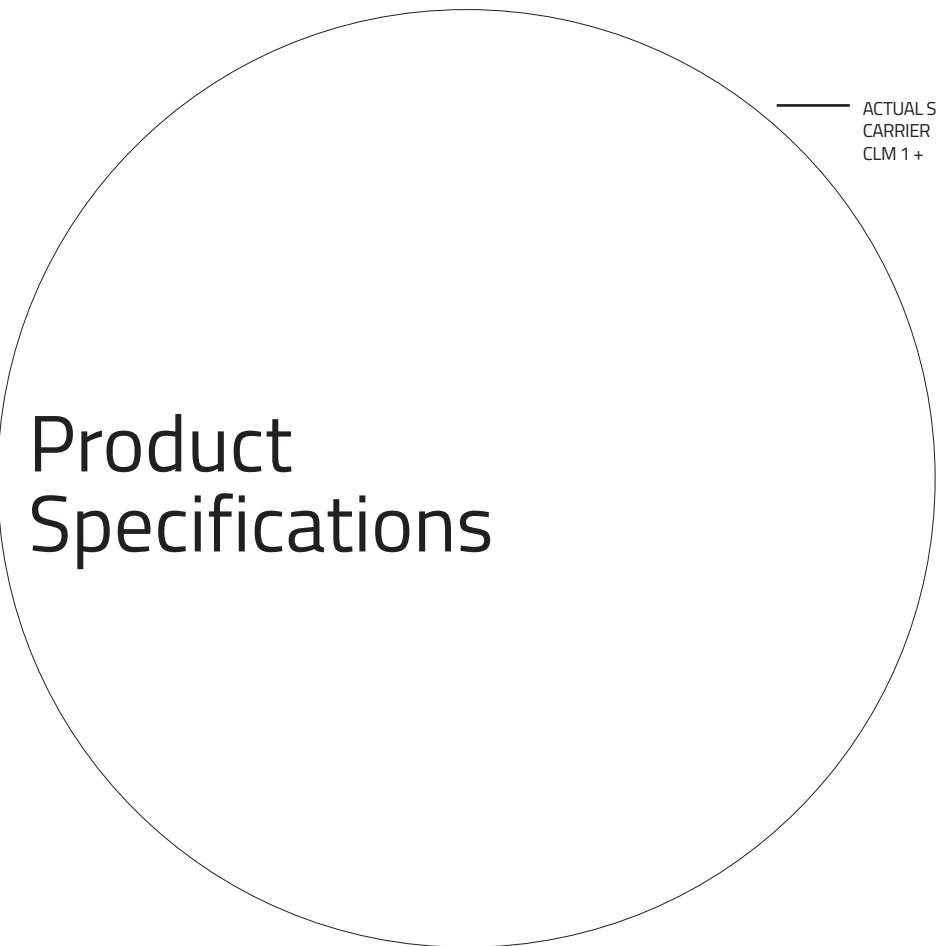
Project: LOS #2, 2010  
Client: Los Concepts

Concept by Los Concepts  
Prototype by Crealev / Los Concepts  
Technology by Crealev

# Product Specifications



ACTUAL SIZE  
CARRIER  
CLM 0.7



ACTUAL SIZE  
CARRIER  
CLM 1 +

## CLM 0.7

The CLM 0.7 is a levitation device consisting of 2 parts; a base module and a carrier. The base module is the octagonal non-floating part containing the technology. It has an optical sensor and needs electric power. The floating part is a magnetic disc, which is called the carrier. The carrier serves as a floating plateau on which you can place an object. It can also be integrated into the presentation object.

The CLM 0.7 has a maximum levitation height of 37 mm and is capable of carrying loads of up to 500 grams. Compared to the CLM 1+, the base looks similar, but it has a significantly smaller carrier.

## Specs

Carrier (floating disc):

Height:	11 mm	(0.4")
Diameter:	60 mm	(2.4")
Weight:	127 gr	(0.3 Lb)

Smaller carriers are available on special request: ranging up to 35 mm (diameter)

Module (base):

Height:	15 mm	(0.6")
Width/Length:	202 mm	(7.9")
Weight:	1500 gr	(4.9 Lb)

### CLM 0.7 MAIN FEATURES

- High levitation height
- Excellent stability
- Easy to operate
- Robust optical sensing system
- Power efficient

The CLM 0.7 is activated by inserting the power plug into the mains. Support the carrier on your fingertips, rubber side down. Hold it over the base and centre it straight above the sensor until "lock" occurs and the carrier is released. The presentation object can now be placed on top of the carrier. Keep the centre of gravity in the middle and as low as possible in order to achieve an optimal levitation set-up.

### ELECTRICAL REQUIREMENTS & SAFETY

Connection: Two-pin EU standard electrical plug

(US power plug optional)

Adaptor voltage input (AC): 100-240V

Voltage output: 18V

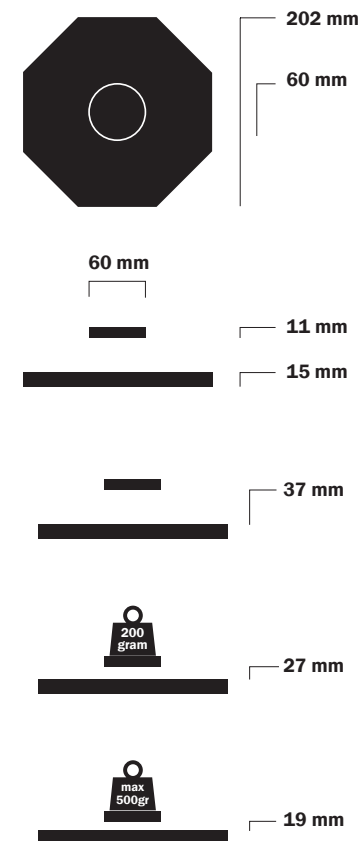
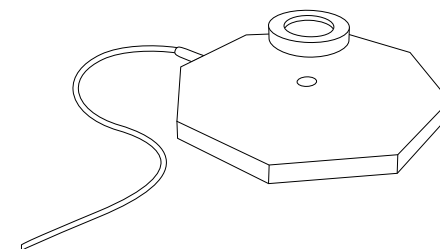
Current: 2A peak

Power consumption (rest position): <4 W

Both carrier and base contain powerful magnets. Crealev therefore advises that magnetic sensitive devices such as credit cards are kept at a distance of at least 25 mm (1") from the device.

## Load - Levitation Height

0 grams (0 Lb)	37 mm (1.5")
200 grams (0.4 Lb)	27 mm (1.1")
500 grams (1.1 Lb)	19 mm (0.6")



Feather  
weight  
(up to 500 gram)





# CLM 1+

The CLM 1+ is a levitation device consisting of 2 parts; a base module and a carrier. The base module is the octagonal non-floating part containing the technology. It has an optical sensor and needs electric power. The floating part is a magnetic disc, which is called the carrier. The carrier serves as a floating plateau on which you can place an object. It can also be integrated into the presentation object. The CLM 1+ has a maximum levitation height of 45 mm and is capable of carrying loads of up to 1 kg.

## Specs

Carrier (floating disc):		
Height:	13 mm	(0.5")
Diameter:	124 mm	(4.9")
Weight:	320 gr	(0.7 Lb)
Module (base):		
Height:	15 mm	(0.6")
Width/Length:	202 mm	(7.9")
Weight:	1500 gr	(3.3 Lb)

### CLM 1+ MAIN FEATURES

- High levitation height
- Excellent stability
- Easy to operate
- Robust optical sensing system
- Power efficient

The CLM 1+ is activated by inserting the power plug into the mains. Support the carrier with your fingertips, rubber side down. Hold it over the base and centre it straight above the sensor until "lock" occurs and releases the carrier. The presentation object can be placed on top of the carrier. Keep the centre of gravity in the middle and as low as possible In order to achieve an optimal levitation set-up.

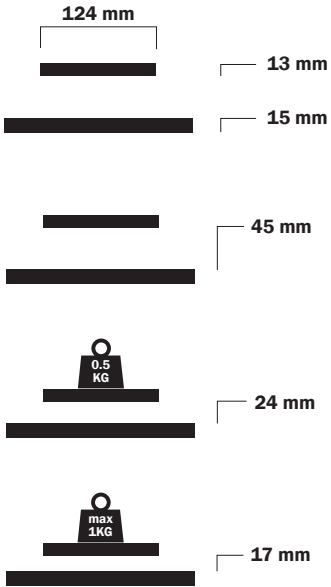
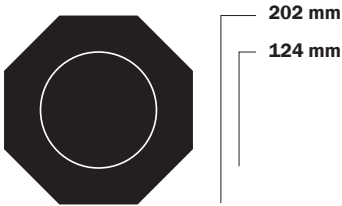
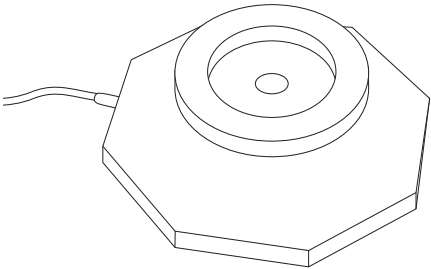
### ELECTRICAL REQUIREMENTS & SAFETY

Connection: Two-pin EU standard electrical plug  
(US power plug optional)  
Adaptor Voltage input (AC): 100-240V  
Voltage output: 18V  
Current: 2A peak  
Power consumption (rest position): <4 W

Both carrier and base contain powerful magnets. Crealev therefore advises that magnetic sensitive devices such as credit cards are kept at a distance of at least 25 mm (1") from the device.

## Load - Levitation Height

0 grams (0 Lb)	45 mm (1.8")
500 grams (1.6 Lb)	24 mm (0.9")
1000 grams / 1 Kg (3.3 Lb)	18 mm (0.7")



# CLM 1.5

The CLM 1.5 is a levitation device which consists out of 2 parts; a base module and a carrier. The base module is the octagonal non-floating part which contains the technology. It has an optical sensor and needs electric power. The floating part is a magnet disc, which is called the carrier. The carrier serves as a floating plateau on which you can put an object. It can also be integrated into the presentation object.

The CLM 1.5 has a maximum levitation height of 70 mm and is capable of carrying loads up to 4 kg.

## Specs

Carrier (floating disc):		
Height:	19 mm	(0.7")
Diameter:	180 mm	(7")
Weight:	1200 grams (2.6 Lb)	
Module (base):		
Height:	28 mm	(1")
Width/Length:	284 mm	(11")
Weight:	3900 grams (8.6 Lb)	

### CLM 1.5 MAIN FEATURES

- High levitation height
- Excellent stability
- Easy to operate
- Robust optical sensing system
- Power efficient
- Ability to carry large loadss

The CLM 1.5 is activated by inserting the powerplug into the mains. Hold the carrier, with its rubber side down, on the top of your fingertips. Hold it over the base and center it straight above the sensor until "lock" occurs and release the carrier. The presentation object can be placed on top of the carrier. Keep the center of gravity in the middle and as low as possible to acquire an optimal levitation set-up.

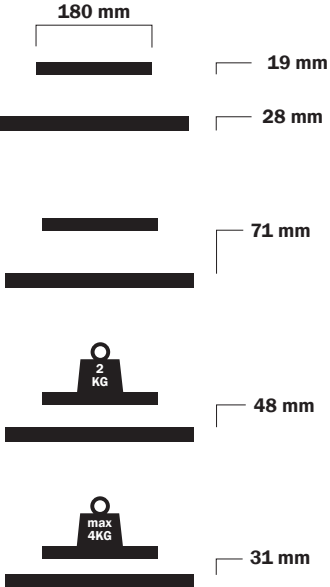
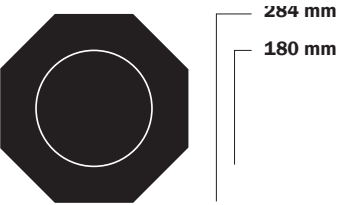
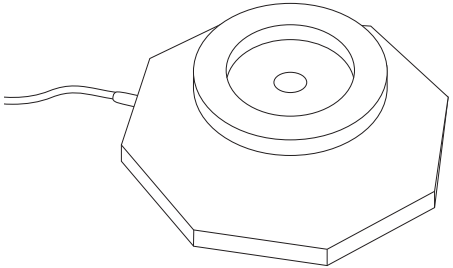
### ELECTRICAL REQUIREMENTS & SAFETY

Connection: Two-pin EU standard electrical plug  
(US powerplug optional)  
Voltage input (AC): 100-240V  
Voltage output: 24V  
Current: 6A peak  
Power consumption (rest position): ≈10 W

Both carrier and base contain powerful magnets, therefore Crealev advises to keep magnetic sensitive devices such as credit cards at a minimum distance of 50 mm (2") from the device.

## Load - Levitation Height

0 grams (0 Lb)	71 mm (2.79")
2000 grams (4.4 Lb)	43 mm (1.69")
4000 grams (8.8 Lb)	31 mm (1.22")



# CLM 2

The CLM 2 is a levitation device consisting of 2 parts; a base module and a carrier. The base module is the octagonal non-floating part containing the technology. It has an optical sensor and needs electric power. The floating part is a magnetic disc, which is called the carrier. The carrier serves as a floating plateau on which you can place an object. It can also be integrated into the presentation object.

The CLM 2 has a maximum levitation height of 87 mm and is capable of carrying loads of up to 10 kg.

## Specs

Carrier (floating disc):		
Height:	24 mm	(1")
Diameter:	250 mm	(9.9")
Weight:	2,85 kg	(6.3 Lb)
Module (base):		
Height:	30 mm	(1.2")
Width/Length:	404 mm	(15.9")
Weight:	9 kg	(19.8 Lb)

### CLM 2 MAIN FEATURES

- High levitation height
- Excellent stability
- Easy to operate
- Robust optical sensing system
- Power efficient
- Ability to carry large loads

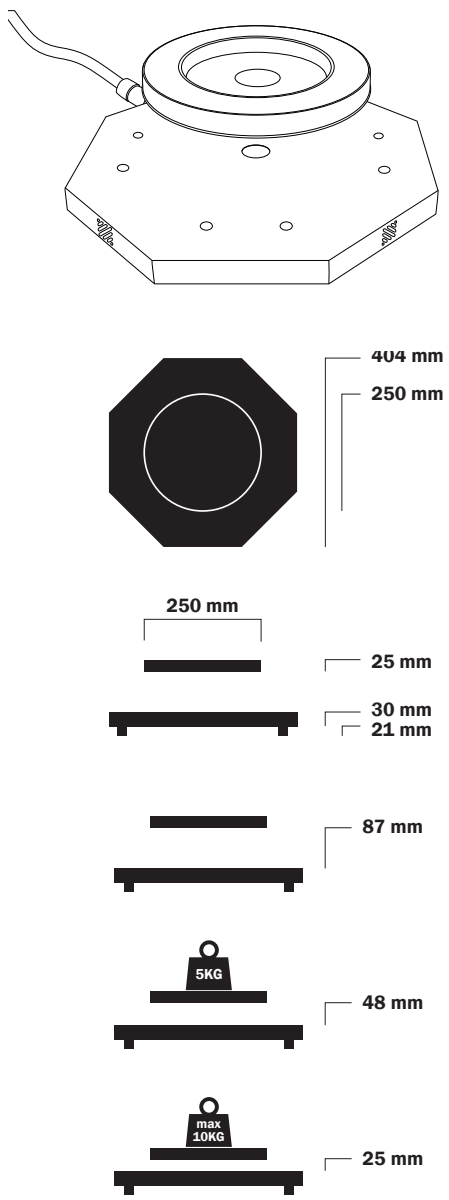
The CLM 2 is activated by inserting the power plug into the mains. Support the carrier with your fingertips, rubber side down. Hold it over the base and centre it straight above the sensor until "lock" occurs and release the carrier. The presentation object can be placed on top of the carrier. Keep the centre of gravity in the middle and as low as possible. In order to achieve an optimal levitation set-up.

ELECTRICAL REQUIREMENTS & SAFETY  
Connection: Two-pin EU standard electrical plug (US power plug optional)  
Voltage input (AC): 100-240V  
Voltage output: 18V  
Current: 5A peak  
Power consumption (rest position): <10 W

Both carrier and base contain powerful magnets. Crealev therefore advises that magnetic sensitive devices such as credit cards are kept at a distance of at least 50 mm (2") from the device.

## Load - Levitation Height

0 kg (0 Lb)	87 mm (3.4")
5 kg (11 Lb)	48 mm (1.9")
10 kg (22 Lb)	25 mm (1.0")



Introducing CLM 1.5  
Summer of 2014

# Small Levitation Display

The Small Levitation Display with our CLM 0.7 levitation technology integrated. It's designed to display tiny and subtle products. The 30 cm x 30 cm square column contains the technology. It has an optical sensor, electromagnets and uses modest electrical power. The technology uses repelling magnets, housed in both the carrier (floating disc) and the column, combined with sophisticated electronics to hold the carrier in position.

The carrier is capable of supporting loads of up to 500 grams. With a diameter of 60mm and height of 11mm, the carrier is the most unobtrusive solution we offer. This makes it the easiest to integrate into the presentation object. The column is available in heights of 120 cm and 150 cm in matte white finish and can be supplied with a protective transparent acrylic cover with the dimensions 30 x 30 x 30 cm.

## Specs

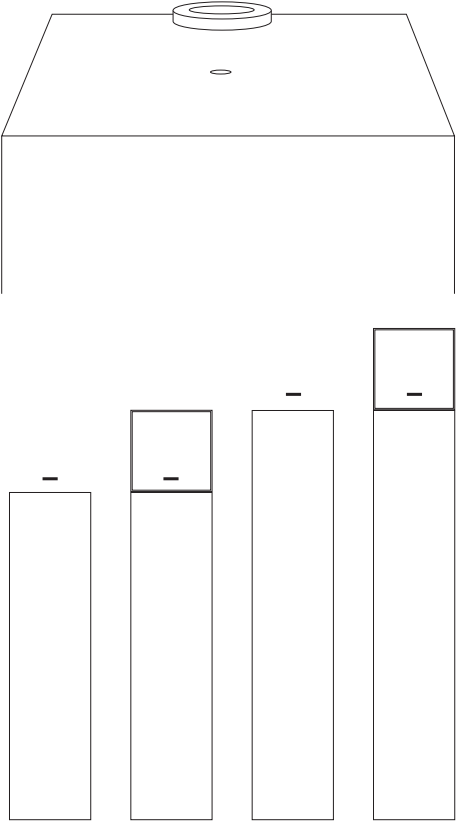
<b>Base Pedestal</b>		
Height of column :	120 cm	(59.1")
or	150 cm	(60.1")
Height of column with cover:	150 cm	(60.1")
or	180 cm	(70.9")
Width/length:	30 cm	(11.8")
<b>Carrier (floating disc):</b>		
Height:	11 mm	(0.4")
Diameter:	60 mm	(2.4")
Weight:	127 gr	(0.3 Lb)

### SMALL LEVITATION DISPLAY MAIN FEATURES

- High levitation height
- Easy to operate
- Robust optical sensing system
- Power efficient
- Ability to carry large loads

The Levitation Display is activated by inserting the power plug into the mains. Support the carrier with your fingertips, rubber side down. Hold it over the base and centre it above the sensor until "lock" occurs and release the carrier. The presentation object can be placed on top of the carrier. Keep the centre of gravity in the middle and as low as possible in order to achieve an optimal levitation set-up.

**ELECTRICAL REQUIREMENTS & SAFETY**  
Connection: Two-pin EU standard electrical plug (US powerplug optional)  
Adaptor Voltage input (AC): 100-240V  
Power consumption (rest position): <5 W



Both carrier and base contain powerful magnets, therefore Crealev advises to keep magnetic sensitive devices such as credit cards at a minimum distance of 25 mm (1") from the device.

## Load - Levitation Height

0 grams (0 Lb)	37 mm (1.5")
200 grams (0.4 Lb)	27 mm (1.1")

# Medium Levitation Display

The Medium Levitation Display is a column with levitation technology on which you can present floating products. The levitation technology uses repelling magnets, combined with sophisticated electronics to keep the objects in position. The square pedestal contains the technology. It has an optical sensor and needs electric power. The floating part is a magnetic disc, which is called the carrier. The carrier serves as floating plateau on which you can place an object. It can also be integrated into the presentation object.

The system is capable of carrying loads of up to 1 kg. The base column is 30 cm wide with two standard lengths of 120 or 150 cm and has a white matt finish. The top of the column can be fitted with a protective transparent acrylate cover.

The medium levitation display is perfect for consumer products weighing up to 1kg. Due to its quality and design, it's an attractive and 'ready to go' product display.

## Specs

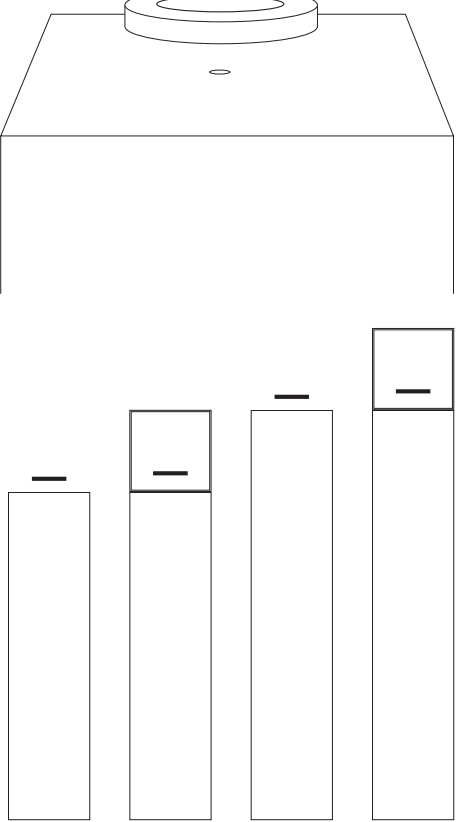
<b>Base Pedestal</b>		
Height of column :	120 cm	(59.1")
or	150 cm	(60.1")
Height of column with cover:	150 cm	(60.1")
or	180 cm	(70.9")
Width/length:	30 cm	(11.8")
<b>Carrier (floating disc)</b>		
Height:	13 mm	(0.5")
Diameter:	124 mm	(4.9")
Weight:	320 gr	(0.7 Lb)

### MEDIUM LEVITATION DISPLAY MAIN FEATURES

- High levitation height
- Easy to operate
- Robust optical sensing system
- Power efficient
- Ability to carry large loads

The Levitation Display is activated by inserting the power plug into the mains. Support the carrier with your fingertips, rubber side down. Hold it over the base and centre it above the sensor until "lock" occurs and releases the carrier. The presentation object can be placed on top of the carrier. Keep the centre of gravity in the middle and as low as possible in order to achieve an optimal levitation set-up.

**ELECTRICAL REQUIREMENTS & SAFETY**  
Connection: Two-pin EU standard electrical plug (US powerplug optional)  
Adaptor Voltage input (AC): 100-240V  
Power consumption (rest position): <5 W



Both carrier and base contain powerful magnets. Crealev therefore advises that magnetic sensitive devices such as credit cards are kept at a distance of at least 25 mm (1") from the device.

## Load - Levitation Height

0 grams (0 Lb)	43 mm (1.7")
500 grams (1.6 Lb)	22 mm (0.9")
1000 grams / 1 kg (3.3 Lb)	15 mm (0.6")

# Large Levitation Display

The Large Levitation Display is a column with levitation technology on which you can present floating products. The levitation technology uses repelling magnets, combined with sophisticated electronics to keep the objects in position.

The square column contains the technology. It has an optical sensor and needs electric power. The floating part is a magnetic disc, which is called the carrier. The carrier serves as floating plateau on which you can place an object. It can also be integrated into the presentation object.

The system is capable of carrying loads of up to 10 kg. The base column is 45 cm wide with two standard lengths of 120 or 150 cm and has a white matt finish. The top of the column can be fitted with a protective transparent acrylate cover, 45 cm wide and high.

The Large Levitation Display is perfect for heavier products weighting up to 10 kg. Due to its quality and design, it's an attractive product display.

## Specs

<u>Base Pedestal</u>		
Height of column :	120 cm	(47.2")
or	150 cm	(59.1")
Height of column with cover:	165 cm	(65.0")
or	195 cm	(76.8")
Width/length:	45 cm	(17.7")
<u>Carrier (floating disc)</u>		
Height:	24 mm	(1")
Diameter:	250 mm	(9.8")
Weight:	2,85 kg	(6.3 Lb)

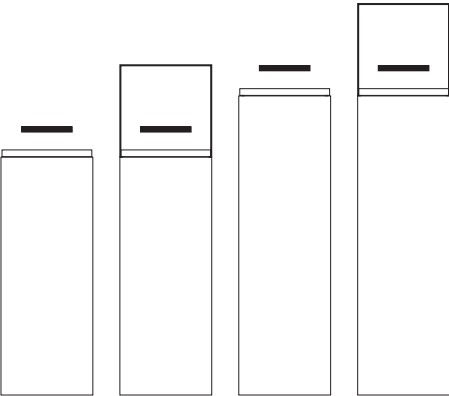
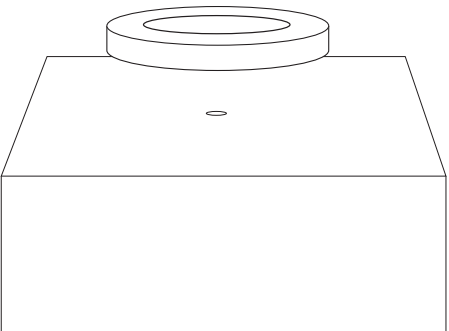
### LARGE LEVITATION DISPLAY MAIN FEATURES

- High levitation height
- Easy to operate
- Robust optical sensing system
- Power efficient
- Ability to carry heavy loads

The Levitation Display is activated by inserting the power plug into the mains. Support the carrier with your fingertips, rubber side down. Hold it over the base and centre it above the sensor until "lock" occurs and release the carrier. The presentation object can be placed on top of the carrier. Keep the centre of gravity in the middle and as low as possible in order to achieve an optimal levitation set-up.

### ELECTRICAL REQUIREMENTS & SAFETY

Connection: Two-pin EU standard electrical plug  
(US powerplug optional)  
Adaptor Voltage input (AC): 100-240V  
Power consumption (rest position): <10 W



Both carrier and base contain powerful magnets. Crealev therefore advises that magnetic sensitive devices such as credit cards are kept at a distance of at least 50 mm (2") from the device.

## Load - Levitation Height

0 kg (0 Lb)	87 mm (3.4")
5 kg (11 Lb)	48 mm (1.9")
10 kg (22 Lb)	25 mm (1.0")

# Twin Set Display (pillar) 2kg

The Twin Set Display (pillar) is a column with levitation technology on which you can present floating products. The levitation technology uses repelling magnets, combined with sophisticated electronics to keep the objects in position. The display is perfect for displaying wider objects.

The square column contains the technology. It has optical sensors and needs electric power. The floating part consists of two magnetic discs, integrated into a single carrier plateau.

The system is capable of carrying loads of up to 2 kg. The base column is 45 cm wide with two standard lengths of 120 or 150 cm and has a white matt finish. The carrier plateau is made of a high-grade plastic with a white glossy finish and has a rubber base. The top of the column can be fitted with a protective transparent acrylate cover, 45 cm wide and high. The Large Levitation Display is perfect for wider products weighing up to 2 kg. Due to its quality and design, it's an attractive and a 'ready to go' product display.

## Specs

<u>Base Pedestal</u>		
Height of column :	120 cm	(47.2")
or	150 cm	(59.1")
Height of column with cover:	165 cm	(65.0")
or	195 cm	(76.8")
Width/length:	45 cm	(17.7")
<u>Carrier Plateau</u>		
Height plateau	12,5 mm	(0.5")
Width	140 mm	(5.5")
Length :	320 mm	(12.6")
Weight:	1,1 kg	(2.4 Lb)

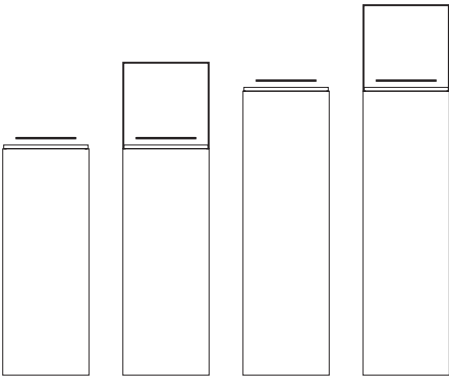
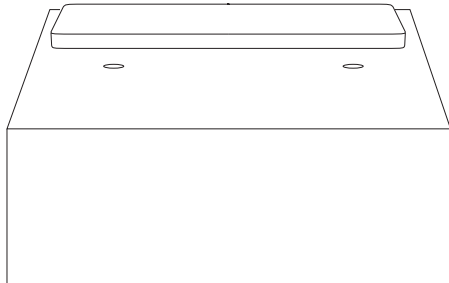
### LARGE LEVITATION DISPLAY MAIN FEATURES

- High levitation height
- Easy to operate
- Robust optical sensing system
- Power efficient
- Ability to carry wide loads

The Levitation Display is activated by inserting the power plug into the mains. Support the carrier plateau with your fingertips, rubber side down. Hold it over the base and centre it straight above the two sensors until "lock" occurs and release the carrier. The presentation object can be placed on top of the carrier plateau. Keep the centre of gravity in the middle and as low as possible in order to achieve an optimal levitation set-up. There is also a tool available to ease the positioning of the carrier plateau.

### ELECTRICAL REQUIREMENTS & SAFETY

Connection: Two-pin EU standard electrical plug  
(US powerplug optional)  
Adaptor Voltage input (AC): 100-240V  
Power consumption (rest position): <10 W



Both carrier and base contain powerful magnets. Crealev therefore advises that magnetic sensitive devices such as credit cards are kept at a distance of at least 25 mm (1") from the device.

## Load - Levitation Height

0 grams (0 Lb)	29 mm (1.1")
1000 grams / 1 kg (2.2 Lb)	21 mm (0.8")
2000 grams / 2 kg (4.4 Lb)	15 mm (0.6")



# Twin Set Display (tabletop)

The Twin Set Display (tabletop) is a combination of two CLM-1+ levitation devices. The Twin Set Display is perfect for displaying wider objects. Due to its quality and design, it's an attractive and a 'ready to go' product display.

It consists of a cylinder base pedestal containing two CLM-1+ levitation devices. The floating element consists of two magnetic carrier rings, which are integrated into a single carrier plateau.

The system is capable of carrying loads of up to 2 kg. The base pedestal houses all the technology in a powder coated steel cylinder with a white glossy finish. The top of the display is a mirror, with two transparent sensor spots. The carrier plateau is made of a high-grade plastic with a white glossy finish and has a rubber base. The object can be placed on top of the carrier plateau.

## Specs

<u>Cylinder Base Pedestal</u>		
Height of cylinder :	100 mm	(3.9")
Height of cylinder with legs :	110 mm	(4.3")
Diameter :	450 mm	(17.7")
Weight:	16,5 kg	(36.4 Lb)
<u>Carrier Plateau</u>		
Height plateau	12,5 mm	(0.5")
Width/length :	140 / 320 mm	(5.5" / 12.6")
Weight:	1,1 kg	(2.4 Lb)

### TWIN SET DISPLAY MAIN FEATURES

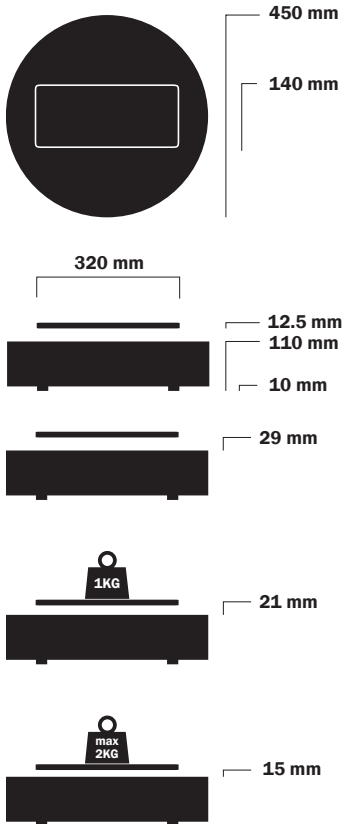
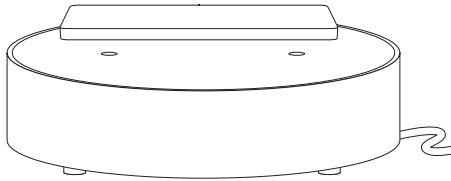
- High levitation height
- Robust optical sensing system
- Carrier plateau locks-on easily
- Power efficient
- Ability to carry large and wide loads

The Twin Set Display is activated by inserting the power plug into the mains. Support the carrier plateau with your fingertips, rubber side down. Hold it over the base and centre it straight above the two sensors until "lock" occurs and release the carrier. The presentation object can be placed on top of the carrier plateau. Keep the centre of gravity in the middle and as low as possible in order to achieve an optimal levitation set-up. There is also a tool available to ease the positioning of the carrier plateau.

### ELECTRICAL REQUIREMENTS & SAFETY

Connection: US- Type three-pin powerplug (optional is a two-pin EU standard electrical plug.)  
Adaptor Voltage input (AC): 100-240V  
Power consumption (rest position): <10 W

Both carrier and base contain powerful magnets, therefore Crealev advises to keep magnetic sensitive devices such as credit cards at a minimum distance of 25 mm (1") from the display.



## Load - Levitation Height

0 grams	(0 Lb)	29 mm	(1.1")
1000 grams / 1 kg	(2.2 Lb)	21 mm	(0.8")
2000 grams / 2 kg	(4.4 Lb)	15 mm	(0.6")

Middle  
weight 2x  
(up to 2 kg)



FLOATING LAMPS //

# Floating Lamps

To learn more about the story of our floating lamps visit [www.floating-lamps.com](http://www.floating-lamps.com).

# SILHOUETTE

FLOATING LAMPS // by CREOLEV

## DESIGN

Angela Jansen has reinvented the standard lamp. The design evokes memories of old fashioned lamps, but when you see the floating element, you realize that this is a design for the future.

## APPEARANCE

The lamp consists of a handcrafted wooden base with a high glossy black finish. Attached is a stylish black fabric covered power cable. The conical shaped lampshade is manufactured in matt black fabric with a pearl white furnishing inside. The light flows through the openings of the mirror that covers the lower part of the lampshade.

## TECHNOLOGY

The floating lamp contains integrated levitation technology. It consists of electromagnetic components and a sophisticated control system. As well as using the very latest LED technology, the lamp is also low in power consumption. With a touch of your fingertip, the lamp can be dimmed to the desired intensity

## SPECS

The lamp is 62,5 cm high and weighs 4 kg. The fabric covered power cord is 2.00 meters long (6,5 feet) and is connected to the universal power adaptor with a power cable with the length of 1.85 meters (6 feet).  
Light intensity at table surface: 300 Lux.


### ELECTRICAL REQUIREMENTS

Rated input voltage: 110-240 V  
Rated frequency: 50/60 Hz  
Rated input power: 4 Watt at standby  
Rated input power: 15 Watt (at 100% light intensity)

Standard european plug, foreign plugs available on request .

## COLORS

chinette black fabric chinette white fabric



## DESCRIPTION

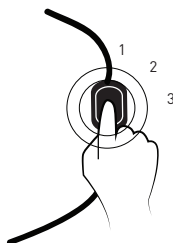
A: Upper part lampshade, with levitated integrated magnetic carrier ring

B: Lower part lampshade with integrated levitation and lighting technology

C: Foot

D: Touch button

With the first touch the light turns on at its lowest intensity. The second and third touch will intensify the light, the fourth touch turns the light off.



# ECLIPSE

FLOATING LAMPS // by CREOLEV

## DESIGN

The Eclipse is most reminiscent of this natural phenomenon when viewed from above. With its straight-sided shade and smoothly curving handcrafted glass foot, it incorporates delicacy in the design. The resulting play between transparency and reflection makes the floating and glowing effect even more mesmerising.

## APPEARANCE

The lamp has a transparent glass base, so you can see the fabric-covered power cord running inside. The drum shaped lampshade is available in matt black or reflective silver finishes. Both have a pearl white inner furnishing. The lower part of the lampshade is topped with a mirror and the light flows through its openings.

## TECHNOLOGY

This lamp contains floating levitation technology. It consists of electromagnetic components and a sophisticated control system. As well as using the very latest LED technology, the lamp is also low in power consumption. With a touch of your fingertip, the lamp can be dimmed to the desired intensity.

## SPECS

The lamp is 57,5 cm high and weighs 4 kg. The fabric covered power cord is 2.00 meters long (6,5 feet) and is connected to the universal power adaptor with a power cable with the length of 1.85 meters (6 feet).  
Light intensity at table surface: 300 Lux.


### ELECTRICAL REQUIREMENTS

Rated input voltage: 110-240 V  
Rated frequency: 50/60 Hz  
Rated input power: 4 Watt at standby  
Rated input power: 15 Watt (at 100% light intensity)

Standard european plug, foreign plugs available on request .

## COLORS

chinette black fabric stainless steel look



## DESCRIPTION

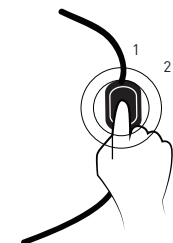
A: Upper part lampshade, with levitated integrated magnetic carrier ring

B: Lower part lampshade with integrated levitation and lighting technology

C: Foot

D: Touch button

With the first touch the light turns on at its lowest intensity. The second and third touch will intensify the light, the fourth touch turns the light off.



# ECLIPSE BOLD

FLOATING LAMPS // by crealev.

## DESIGN

Bigger and bolder, the Eclipse bold is the updated version of the Eclipse. The shape has been redesigned and finished with stronger materials. With a straight-sided shade and smoothly curving handcrafted glass foot, it incorporates delicacy in the design. The resulting play between transparency and reflection makes the floating and glowing effect even more mesmerising.

## APPEARANCE

The lamp has a transparent glass base, so you can see the fabric-covered power cord running inside. The drum shaped lampshade is featured in a scratch resistant high glossy black finish. The lower part of the lampshade is topped with a mirror and the light flows through its openings.

## TECHNOLOGY

This lamp contains floating levitation technology. It consists of electromagnetic components and a sophisticated control system. As well as using the very latest LED technology, the lamp is also low in power consumption. With a touch of your fingertip, the lamp can be dimmed to the desired intensity.

## SPECS

The lamp is 55,5 cm high and weighs 4 kg. The fabric covered power cord is 2.00 meters long (6,5 feet) and is connected to the universal power adaptor with a power cable with the length of 1.85 meters (6 feet).  
Light intensity at table surface: 300 Lux.

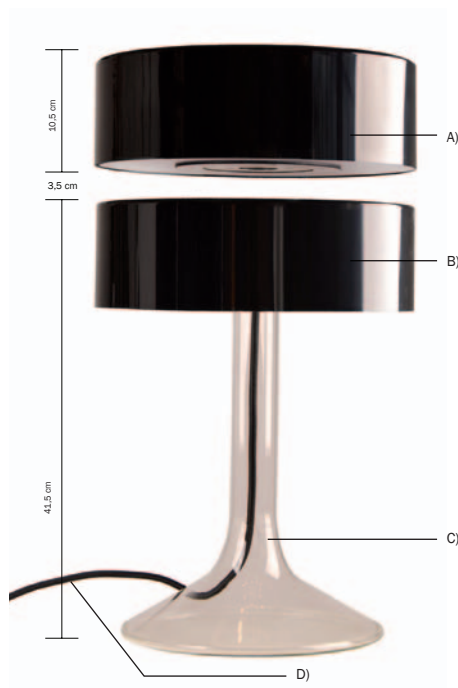
### ELECTRICAL REQUIREMENTS

Rated input voltage: 110-240V  
Rated frequency: 50/60 Hz  
Rated input power: 3Watt at standby  
Rated input power: 15Watt (at 100% light intensity)

Standard european plug, foreign plugs available on request

## COLOR

scratch resistant glossy black plastic



## DESCRIPTION

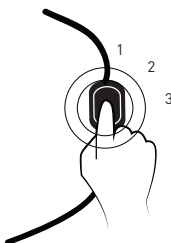
A: Upper part lampshade, with levitated integrated magnetic carrier ring

B: Lower part lampshade with integrated levitation and lighting technology

C: Foot

D: Touch button

With the first touch the light turns on at its lowest intensity. The second and third touch will intensify the light, the fourth touch turns the light off.



## CONTACT

Crealev World Wide  
Klokgebouw 170  
5617 AB Eindhoven  
The Netherlands  
Tel+31(0)40 85 19 040  
Gsm+31(0)614273211  
E-mail [crealev@crealev.com](mailto:crealev@crealev.com)

Chamber of Commerce: 17198991  
Eindhoven, The Netherlands  
VAT: NL8173.48.839.B01

Crealev Asia  
Suite E-10-21,  
Plaza Mont' Kiara2 Jalan Kiara  
50480 Kuala Lumpur, Malaysia  
Tel +60 3 6203 1478  
Fax +60 3 2178 4644  
E-mail [info@crealev-asia.com](mailto:info@crealev-asia.com)  
[www.crealev-asia.com](http://www.crealev-asia.com)

Crealev Italy (Bread and Style)  
12045 Fossano (CN) Italy  
Corso Trento n° 20  
Tel +39 339 369 4187  
E-mail [nfo@breadandstyle.com](mailto:nfo@breadandstyle.com)  
[www.breadandstyle.com](http://www.breadandstyle.com)

[www.crealev.com](http://www.crealev.com)  
[www.floating-lamp.com](http://www.floating-lamp.com)

